








# More Precision


**optoNCDT** // Laser displacement sensors (triangulation)



# Powerful laser sensors for special applications

## optoNCDT 17x0 / optoNCDT 1910

-  Adjustable measuring rate up to 10 kHz
-  **INTERFACE** Analog (U/I) / RS422 / PROFINET / EtherNet/IP
-  **RTSC** Fast surface compensation
-  High repeatability
-  Ideal for large measurement distances







The optoNCDT 1910 and 1750 series laser sensors are designed for fast and precise measurements in industrial applications. The models are used for demanding surfaces and impress in measurements where large distances are required. Innovative evaluation algorithms and improved components enable high accuracy and dynamics. The high-performance optical system generates a small light spot onto the target which enables the detection of even the smallest of components reliably. The pigtail cable in conjunction with the internal controller reduces the installation effort for the sensors to a minimum.

### The intelligent exposure control for demanding surfaces

The optoNCDT 1750 sensors feature real-time surface compensation. The real-time surface compensation feature (RTSC) determines the amount of reflection from the target surface during continuous exposure and in real-time. The exposure time or the amount of light produced by the laser is optimally matched to the reflection characteristics of the target surface. This enables extremely reliable measurements even on reflecting surfaces. The optoNCDT 1910 sensors use Advanced Surface Compensation and are also highly resistant to ambient light.

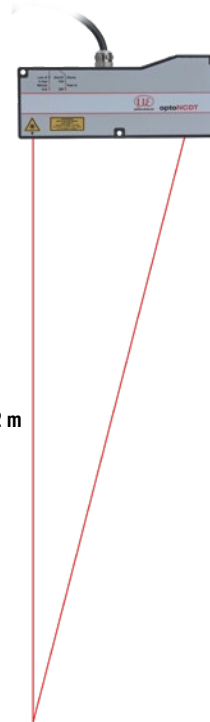
### Ideal for industrial applications

Different output signals enable the integration of the sensor into plant and machine control systems. As well as analog voltage and current outputs, a digital interface provides distance information from the sensor. Due to the universal setting and evaluation possibilities, the sensors meet all the requirements for use in industrial applications.

Model	Technology	Measuring range	Repeatability	Linearity
optoNCDT 1750BL		2 - 750 mm	0.8 $\mu\text{m}$	from 0.06 %
optoNCDT 1750-DR		2 - 20 mm	0.1 $\mu\text{m}$	0.08 %
optoNCDT 1760		1000 mm	from 7.5 $\mu\text{m}$	0.10 %
optoNCDT 1910		500 / 750 mm	from 20 $\mu\text{m}$	0.07 %

### Large distance and large measuring range

The optoNCDT long-range models are used to cover a large measuring range or to measure from a large distance to the target. The long-range laser sensors combine high accuracy and large measuring distances.




Measurement distances up to 2 m


### Application examples



Geometry testing of reflective glass parts



Position check of plastic components



Position measurement of red-hot glowing pipes



## Blue laser - optoNCDT 1750BL

Model		ILD1750-20BL	ILD1750-200BL	ILD1750-500BL	ILD1750-750BL
Measuring range		20 mm	200 mm	500 mm	750 mm
Start of measuring range		40 mm	100 mm	200 mm	200 mm
Mid of measuring range		50 mm	200 mm	450 mm	575 mm
End of measuring range		60 mm	300 mm	700 mm	950 mm
Linearity <sup>[1]</sup>		< ±12 μm	< ±160 μm	< ±350 μm	< ±670 μm
		< ±0.06 % FSO	< ±0.08 % FSO	< ±0.07 % FSO	< ±0.09 % FSO
Repeatability <sup>[2]</sup>		0.8 μm	15 μm	20 μm	45 μm
Light spot diameter <sup>[3]</sup>	SMR	320 μm	1300 μm	1500 μm	1500 μm
	MMR	45 μm			
	EMR	320 μm			
Light source	Semiconductor laser <1 mW, 405 nm (blue violet)				
Material	Die-cast zinc housing			Aluminum housing	

<sup>[1]</sup> FSO = Full Scale Output; the specified data apply to white, diffuse reflecting surfaces (Micro-Epsilon reference ceramic for ILD sensors)

<sup>[2]</sup> Measuring rate 5 kHz, median 9

<sup>[3]</sup> ±10 %; SMR = Start of measuring range; MMR = Mid of measuring range; EMR = End of measuring range



## Direct reflection - optoNCDT 1750DR

Model		ILD1750-2DR	ILD1750-10DR	ILD1750-20DR
Measuring range		2 mm	10 mm	20 mm
Start of measuring range		24 mm	30.5 mm	53.5 mm
Mid of measuring range		25 mm	35.5 mm	63.5 mm
End of measuring range		26 mm	40.5 mm	73.5 mm
Linearity <sup>[1]</sup>		< ±1.6 μm	< ±6 μm	< ±12 μm
		< ±0.08 % FSO		
Repeatability <sup>[2]</sup>		0.1 μm	0.4 μm	0.8 μm
Measuring angle		20°	17.6°	11.5°
Light spot diameter <sup>[3]</sup>	SMR	80 μm	110 μm	320 μm
	MMR	35 μm	50 μm	45 μm
	EMR	80 μm	110 μm	320 μm

<sup>[1]</sup> FSO = Full Scale Output; the specified data apply to white, diffuse reflecting surfaces (Micro-Epsilon reference ceramic for ILD sensors)

<sup>[2]</sup> Measuring rate 5 kHz, median 9

<sup>[3]</sup> ±10 %; SMR = Start of measuring range; MMR = Mid of measuring range; EMR = End of measuring range











# Connection possibilities

## optoNCDT 17x0 / 1910

### optoNCDT 1750 / 1760




#### Drag-chain suitable extension and adapter cables

Cable diameter: 6.8 ±0.2 mm  
 Drag chain: yes  
 Robot: no  
 Temperature range: -40 ... 90 °C (moving /not moving)  
 Bending radius: > 55 mm (fixed installation / dynamic / drag chain)

Sensor	Cables	Type	Connection possibilities and accessories	
ILD1750-xxBL ILD1750-xxDR  ILD1760-1000	<b>Extension cable pigtail</b> Length 3 m / 6 m / 9 m / 15 m  <i>Art. no.</i> <i>Designation</i> 2901189      PC1700-3 2901357      PC1700-6 2901191      PC1700-10 2901266      PC1700-15	Open ends	<b>Supply voltage connection</b> Power supply unit PS2020  	
	<b>Adapter cable for PC interface card</b> Length 3 m / 6 m  <i>Art. no.</i> <i>Designation</i> 2901555      PC1700-3/IF2008 2901556      PC1700-6/IF2008 2901557      PC1700-8/IF2008	Sub-D	<b>Interface module for Industrial Ethernet connection</b> IF2035-PROFINET IF2035-EIP IF2035-EtherCAT  	<b>Interface card for synchronous data acquisition</b> IF2008PCIe / IF2008E  
	<b>Adapter cable for sensor calculation</b> Length 3 m / 6 m / 9 m  <i>Art. no.</i> <i>Designation</i> 29011173      PC1750-3/C-Box 29011180      PC1750-6/C-Box 29011181      PC1750-9/C-Box	Sub-D	<b>4-fold USB converter</b> IF2004/USB  	<b>Controller for D/A conversion and evaluation of up to 2 sensor signals</b> Dual Processing Unit  




#### Robot-suitable extension cables

Cable diameter: max. 9 mm  
 Drag chain: no  
 Robot: yes  
 Temperature range: -40 ... 70 °C (moving / not moving)  
 Bending radius: 110 mm (dynamic)

Sensor	Cables	Type	Connection possibilities and accessories	
ILD1750-xxBL ILD1750-xxDR  ILD1760-1000	<b>Extension cable pigtail:</b> Length 3 m / 6 m / 9 m / 15 m  <i>Art. no.</i> <i>Designation</i> 2901494      PCR1700-5 2901299      PCR1700-10	Open ends	<b>Connection supply voltage</b> PS2020  	
			<b>Interface module for Industrial Ethernet connection</b> IF2035-PROFINET IF2035-EIP IF2035-EtherCAT  	




## Extension cables for high temperatures

Cable diameter:	max. 7.5 mm
Drag chain:	no
Robot:	no
Temperature range:	-55 ... 250 °C (moving) -90 ... 250 °C (not moving)
Bending radius:	> 40 mm (fixed installation) > 75 mm (dynamic)

Sensor	Cables	Type	Connection possibilities and accessories								
ILD1750-xxBL ILD1750-xxDR  ILD1760-1000	<b>Extension cables high temperatures</b> Length 3 m / 6 m / 9 m / 15 m <table> <tr> <td><i>Art. no.</i></td> <td><i>Designation</i></td> </tr> <tr> <td>29011091</td> <td>PC1700-3/OE/HT</td> </tr> <tr> <td>29011092</td> <td>PC1700-6/OE/HT</td> </tr> <tr> <td>29011094</td> <td>PC1700-15/OE/HT</td> </tr> </table>	<i>Art. no.</i>	<i>Designation</i>	29011091	PC1700-3/OE/HT	29011092	PC1700-6/OE/HT	29011094	PC1700-15/OE/HT	Open ends	<b>Supply voltage connection</b> Power supply unit PS2020 
	<i>Art. no.</i>	<i>Designation</i>									
	29011091	PC1700-3/OE/HT									
29011092	PC1700-6/OE/HT										
29011094	PC1700-15/OE/HT										
<b>Interface module of RS422 to USB</b> IF2001/USB 											
<b>Interface module for Industrial Ethernet connection</b> IF2035-PROFINET IF2035-EIP IF2035-EtherCAT 											

## Other cables

Cable diameter:	6.7 mm
Drag chain:	yes
Robot:	no
Temperature range:	-40 ... 80 °C
Bending radius:	> 27 mm (fixed installation) > 51 mm (dynamic)






Input	Cables	Type	Connection possibilities and accessories				
2 x Sub-D  (PC1700-x/ IF2008)	<b>Adapter cables for 4-fold sensor connection</b> Length 0.1 m <table> <tr> <td><i>Art. no.</i></td> <td><i>Designation</i></td> </tr> <tr> <td>2901528</td> <td>IF2008-Y-adapter cable</td> </tr> </table> 	<i>Art. no.</i>	<i>Designation</i>	2901528	IF2008-Y-adapter cable	Sub-D	<b>Interface card for synchronous data acquisition</b> IF2008PCle / IF2008E 
	<i>Art. no.</i>	<i>Designation</i>					
2901528	IF2008-Y-adapter cable						
<b>4-fold USB converter &amp; parameter setting</b> IF2004/USB 							

## optoNCDT 1910

see Connection possibilities optoNCDT 1900 on pg. 32.

# Protective housings for demanding environments

**optoNCDT**

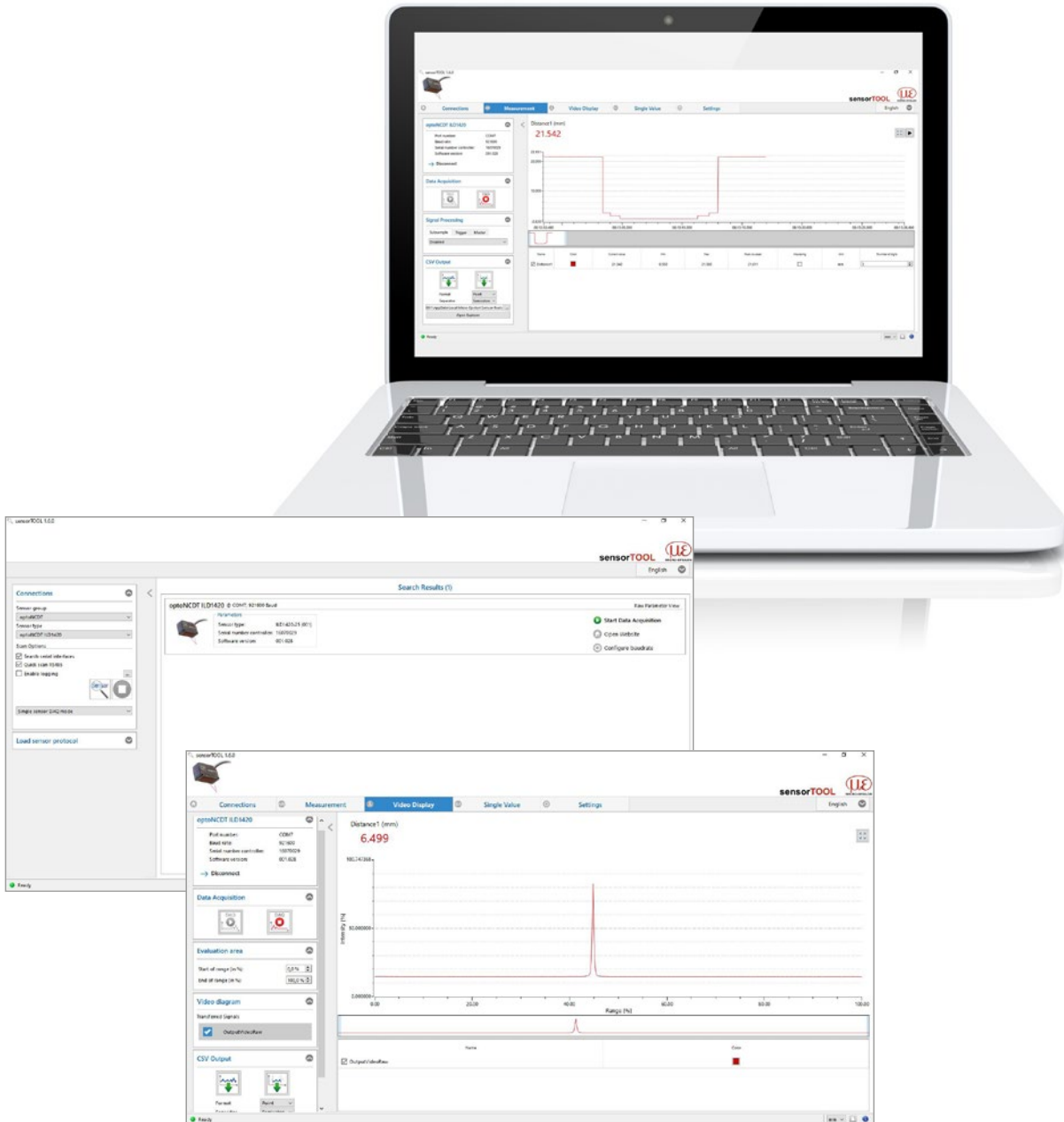
SGH & SGHF models				SGHF-HT model
Protective housing Size S		Protective housing Size M		
SGH	SGHF	SGH	SGHF	
				
(140 x 140 x 71 mm)		(180 x 140 x 71 mm)		(260 x 180 x 154 mm)
Water-resistant housing protects the sensor from solvents and detergents.	Ideal with high ambient temperatures. The integrated air cooling of the housing offers optimum protection for the sensor.	Water-resistant housing protects the sensor from solvents and detergents.	Ideal with high ambient temperatures. The integrated air cooling of the housing offers optimum protection for the sensor.	Water-cooled protective housing with window and compressed-air connection for measurement tasks in ambient temperatures up to 200 °C. Maximum temperature of cooling water T(max) = 10 °C Minimum water flow rate Q(min) = 3 liters/min
Size S suitable for ILD1750-20BL ILD1750-200BL ILD2300-2 / -2LL / -2BL ILD2300-5 / -5BL ILD2300-10 / -10LL / -10BL ILD2300-20 / -20LL ILD2300-50 / -50LL ILD2300-100		Size M suitable for ILD1750-500BL ILD1750-750BL ILD2300-200 ILD2300-300 ILD2310-10 ILD2310-20 ILD2310-40		Suitable for ILD1750-500BL ILD1750-750BL ILD2300-200 ILD2300-300 ILD2310-10 ILD2310-20 ILD2310-40 ILD2310-50BL

Protective housing SGHF ILD1900

Compact protective housing which is simply attached to the sensor. The protective housing has an air purge for cleaning the protective windows. It also cools the sensor.
Suitable for ILD1900-6 / -6LL ILD1900-10 / -10LL ILD1900-25 / -25LL ILD1900-50 / -50LL ILD1900-100 ILD1900-200 ILD1900-500

## sensorTOOL

The Micro-Epsilon sensorTOOL is a powerful software that is used to operate one or more optoNCDT sensors. The sensorTOOL can be used to access the sensor connected to the PC, display its complete data stream and save it in a file (in Excel-compatible CSV format). The sensor is configured via its web interface.



### Free download

All software tools, drivers and documented driver DLL for easy integration of the sensors into existing or internally-generated software are available free of charge under [www.micro-epsilon.de/download](http://www.micro-epsilon.de/download)


## Sensors and Systems from Micro-Epsilon



Sensors and systems for displacement, distance and position



Sensors and measurement devices for non-contact temperature measurement




Measuring and inspection systems for metal strips, plastics and rubber



Optical micrometers and fiber optics, measuring and test amplifiers



Color recognition sensors, LED analyzers and inline color spectrometers



3D measurement technology for dimensional testing and surface inspection